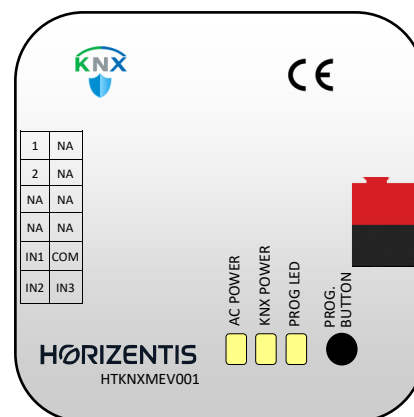


Description

The Mitsubishi Electric Tb15/KNX Gateway provides seamless integration between Mitsubishi Electric air-conditioning systems and any KNX-based building management network. It translates KNX telegrams into Mitsubishi Electric proprietary commands and vice versa, enabling full control of AC functions—power on/off, mode selection, fan speeds, temperature setpoints, vertical flap positioning, and error monitoring—directly from your KNX bus. In addition, it supports advanced KNX modules such as input, scene, math, and timer, allowing custom logic, scheduling, and multi-scene automation within the same device.

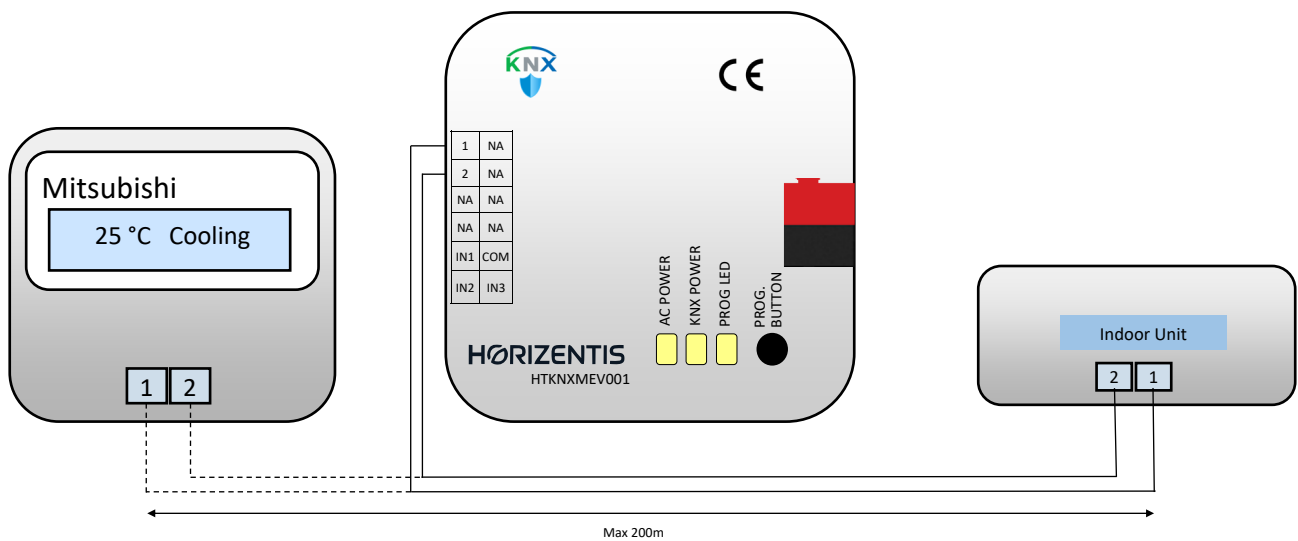


Features

- Knx data secure
- Provides bi-directional communication between Mitsubishi Electric HVAC units and the KNX bus
- 3 analog/digital inputs
- 4 scene functions
- 16 math functions
- 4 condition and 4 actions for timer module
- Firmware upgrade over KNX bus
- Addressing via serial number without pressing the programming button
- Reading temperature, lux measurement, resistance and digital input

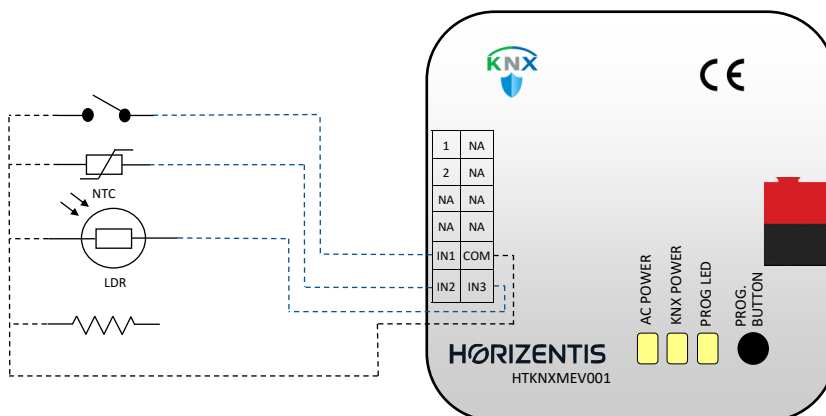
Product Code	HTKNXMEV001		
Supply	Voltage	Typical	30 VDC
		Range	21-31 VDC
	Current consumption (30VDC)	Typical	5mA
		Max	40mA
Temperature	Operation	-10 ... 55 °C	
	Storage	-20 ... 70 °C	
Humidity	Operation	5 ... 95%	
	Storage	5 ... 95%	
Dimensions	67 x 67 x 26 mm (W x H x D)		
Weight	71 g		
Protection	IP 20		
Configuration	Via ETS		
Commissioning	S-Mode		

AC Unit Connection



Wired remote controller must be in master mode if connected. In this case gateway must be set in slave mode from parameters.

Input Connection



- The cable length must not exceed 50 meters to ensure proper operation .
- To minimize electromagnetic interference, it is recommended to use shielded cables. For maximum signal integrity and overall system performance, the cable shield should be properly grounded at the appropriate point in the system.
- Each input can be connected to a resistor, an NTC or LDR provided by Horizentis, or a dry contact

SAFETY GUIDELINES AND IMPORTANT INFORMATION

- The installation process must be carried out by certified personnel and in full compliance with the applicable national and local regulations.
- Mains voltage or any external voltage source must never be connected directly to any point of the KNX bus. Doing so may cause serious damage to the entire KNX system. Adequate insulation must be ensured between the mains (or auxiliary) voltage and the KNX bus, as well as any connected components or cables.
- After installation in a distribution board or electrical box, the device must not be directly accessible.
- The device should be kept dry at all times, including protection from condensation. During operation, it must not be covered with fabric, paper, or any other material.